

TSX: GRA
OTCQX: NNXPF

Nano PLORE

Performance Through Carbon Chemistry

World's Largest Graphene Producer

Investor Presentation

November 2024

FORWARD-LOOKING STATEMENTS

This presentation contains express or implied forward-looking statements, which are based on current expectations of management. These statements relate to, among other things, our expectations regarding management's plans, objectives, and strategies. All statements other than statements of historical fact could be considered forward-looking, including, but not limited to, any projections of financial information; any statements about historical results that may suggest trends in our business and results of operations; any statements of the plans, strategies and objectives of management for future operations, including the timing, funding and construction of planned manufacturing facilities and sales offices; any statements of expectation or belief regarding future events, potential markets or applications, the sizes of addressable markets, expected technology developments, strategic partnerships and collaborations, or enforceability of our intellectual property rights; any statements about the projected or expected economic or other benefits of our products compared to petroleum-derived equivalents, future sales and any statements of assumptions underlying any of the foregoing.

Forward-looking statements are subject to a number of risks, assumptions and uncertainties, many of which involve factors or circumstances that are beyond our control.

Although we believe that the expectations reflected in the forward-looking statements are reasonable, we cannot guarantee that the events and circumstances reflected in the forward-looking statements will be achieved or occur and the timing of events and circumstances and actual results could differ materially from those projected in the forward-looking statements. Accordingly, you should not place undue reliance on these forward-looking statements. All such statements speak only as of the date made, and we undertake no obligation to update or revise publicly any forward-looking statements, whether as a result of new information, future events or otherwise.

Trademarks

Our trademarks may not be copied, imitated or used, in whole or in part, without our prior written permission. Other trademarks, registered trademarks or logos, company names or logos displayed in this presentation are the property of their owners.

NANOXPLORE AT A GLANCE

Market Cap \$387 million
19 Nov.

Net Cash \$21.3 million

Total Liquidity \$31.3 million

Long Term Debt \$5.9 million

TTM* Revenue \$134.7 million

Advanced material company founded in



2011

Largest Graphene Producer



"Blue chip customers"

- Paccar
- Volvo
- Ford
- Daimler
- Morgan Olson
- Caterpillar
- GE
- Solmax
- Itron
- Gerdaul

Strong IP portfolio & Know-how through years of R&D development



11 production plants

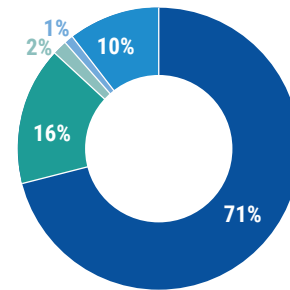
~500 employees



We pride ourselves on the quality & consistency of our branded powder



END MARKET SECTORS



- Transportation
- Building, Construction & Industrial
- Agriculture
- Wind Energy
- Other

* Trailing Twelve Months

** The Graphene Batteries Market report by Roni Peleg and Ron Mertens: June 2024

1 Certified since September 4, 2020

2 Certified since March 8, 2019

3 Certified since August 12, 2021

GRAPHENE'S PROPERTIES PRESENT OPPORTUNITIES FOR MASS ADOPTION




Graphene
Nobel Prize



Since its recent discovery in 2004, graphene continues to amaze scientists and researchers of the superlative properties the material exhibits.


Hailed as a "**wonder material**", graphene is lauded for its durability, sustainability and potential applications that will be part of in the future.

Graphene as a potential to disrupt many industrial applications in particular CarbonBlack.



HIGH THERMAL CONDUCTIVITY

Conducts heat & electricity better than copper



HIGH ELECTRICAL CONDUCTIVITY



THIN & LIGHTWEIGHT

Million times thinner than a piece of paper & lighter than feather




200X STRONGER THAN STEEL

Due to the strong carbon-carbon bonds



CLEAN TECHNOLOGY*

No petroleum-based material

 **↓~80%***
Carbon footprint vs. Carbon Black

IP PORTFOLIO AND STRATEGY

NANOXPLORE'S IP STRATEGY

(1) In-House IP Development:


Extensive record of in-house IP development, fostering a **culture of creativity and innovation** to ensure that our IP remains dynamic and relevant in a rapidly evolving materials and battery market.

(2) Robust Patent Portfolio :

Robust and extensive patent portfolio that protects our cutting-edge technologies and processes related to graphene and anode materials and battery cell design and manufacturing.

We believe that we own the world's **most cost effective and efficient graphene production method**¹ for both wet and dry production.

Furthermore, our patent portfolio includes **strong silicon/graphene patents with unmatched battery energy density and life cycle performance** that works well both in liquid and solid-state batteries.



as of March 18, 2024

** includes 15 patents for VoltaXplore, with 9 granted and 6 pending.

NANOXPLORE'S PRODUCT PORTFOLIO



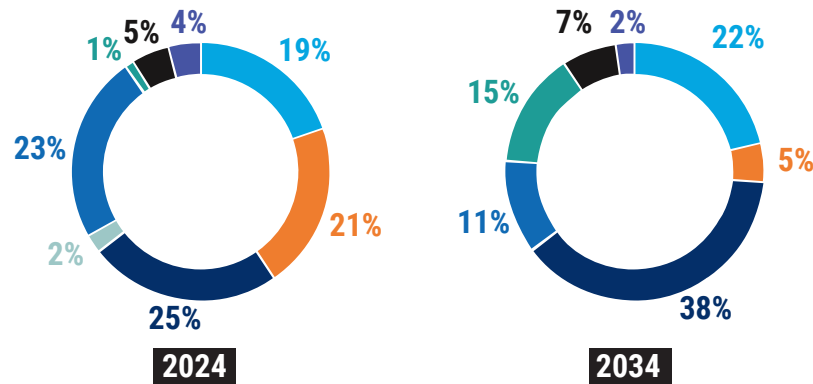
NANOXPLORE'S END MARKETS

BASED ON BOTH IDTechEx & FORTUNE BUSINESS INSIGHTS

HIGH GROWTH END-MARKET BY INDUSTRIES INCLUDE TRANSPORTATION AND BY APPLICATION INCLUDE COMPOSITE WHICH ARE KEY GROWTH VERTICALS FOR NANOXPLORE

IDTechEx Research

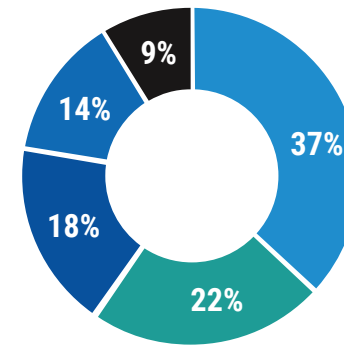
REVENUE BY APPLICATIONS



<https://www.idtechex.com/en/research-report/graphene-market-and-2d-materials-assessment-2024-2034-technologies-markets-players/967>

FORTUNE BUSINESS INSIGHTS

GLOBAL GRAPHENE MARKET SHARE, BY END-USE INDUSTRY, 2023



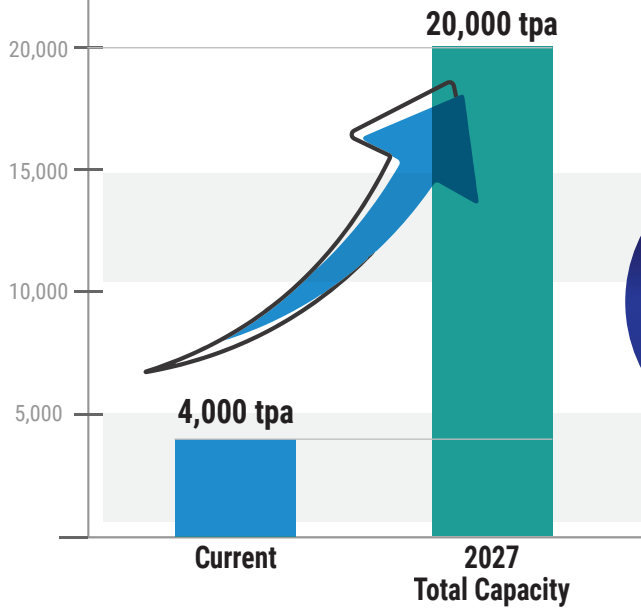
<https://www.fortunebusinessinsights.com/graphene-market-102930>



- **Graphene** is a new material, and we are clearly in the adoption phase as demonstrated by market studies that are **expecting a 10x growth in the industry over the next 10 years**. Fortune Business Insights is forecasting the **global graphene market to grow from approx. \$550M in 2024 to \$5.2B in 2034**. Graphene and its applied products exhibit application potential in various sectors including composites & coating, energy storage, biomedical technologies and water and wastewater treatment.
- **Energy storage industry is anticipated to be one of the key forces driving adoption in future**. Graphene-based batteries exhibit superior rate and energy capacity compared to traditional lithium-ion batteries. Thus, growing demand for energy storage products by electric vehicles, wind power, and solar energy sectors is expected to provide a major boost over the forecasted period.
- **Composite application is expected to represent the largest application over the forecasted period**. Graphene-based composites are used in the transportation, aerospace, and construction industries, as well as in coatings, metals, and plastics.
- **Graphene is increasingly used as an additive in resin matrices and other materials for lightweighting and improve their mechanical properties such as thermal and electrical conductivity, durability, stiffness, flexibility, and fire and UV resistance**. These factors are anticipated to fuel the demand for composites in the coming years.

CAPEX GROWTH PLAN BY FOCUS MARKET

GRAPHENE & BATTERY MATERIALS CAPACITY EXPANSION PLAN



Five year CAPEX funded through governments incentives and credit facility

5Y PLAN¹

Graphene & Anode Material

\$120 M

\$120 M

New leased facility

16,000 tpa

200,000 sqft

Greater Montreal, QC

2026

25%

Graphene Enhanced SMC

\$80M

\$25-30M

New leased site

10M lbs/annum

200,000 sqft

St-Clotilde QC/
Statesville NC

2025

25%

REVENUE (Est.)

INVESTMENT^{1,2}

SITE TYPE

CAPACITY ADDITION

FACILITY SIZE

LOCATION

COMMISSIONING

IRR^{1,2}

Battery Materials: A global US\$50B+ market. North America ramping up capacity to 1000GWh by 2031³ driven by EV adoption, energy sustainability, IRA, IoT Adoption.

Sheet Moulding Compounds: US\$3.8B in 2023* market predominantly used for production of Transportation, Construction materials and Electronics.

* Source: Lucintel

¹ See appendix for assumptions

² Non-IFRS measure – refer to non-IFRS measures disclosure in MD&A

³ According to the U.S. Department of energy (<https://www.energy.gov/eere/vehicles/articles/fotw-1271-january-2-2023-electric-vehicle-battery-manufacturing-capacity>)

THE EVOLUTION OF A LEADING GRAPHENE PRODUCER

PHASE 1

PHASE 2

PHASE 3



THE SET-UP

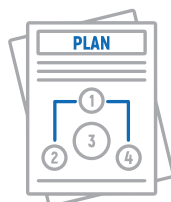


2017-2022

DE-RISKED & POSITIONED FOR SUCCESS



- ✓ Strengthened our balance sheet
- ✓ Positioned our company as a leading industrial scale graphene producer
- ✓ Successful at lowering our cost per unit to improve adoption



OUR PLAN



2023-2026

EXECUTION



- \$120M graphene and battery materials plant
- \$25M to \$30M GrapheneBlack SMC™ (Sheet Molding Compound) plant
- Total investments of \$140M to \$150M financed with debt, ITCs, and cash



OUR VISION

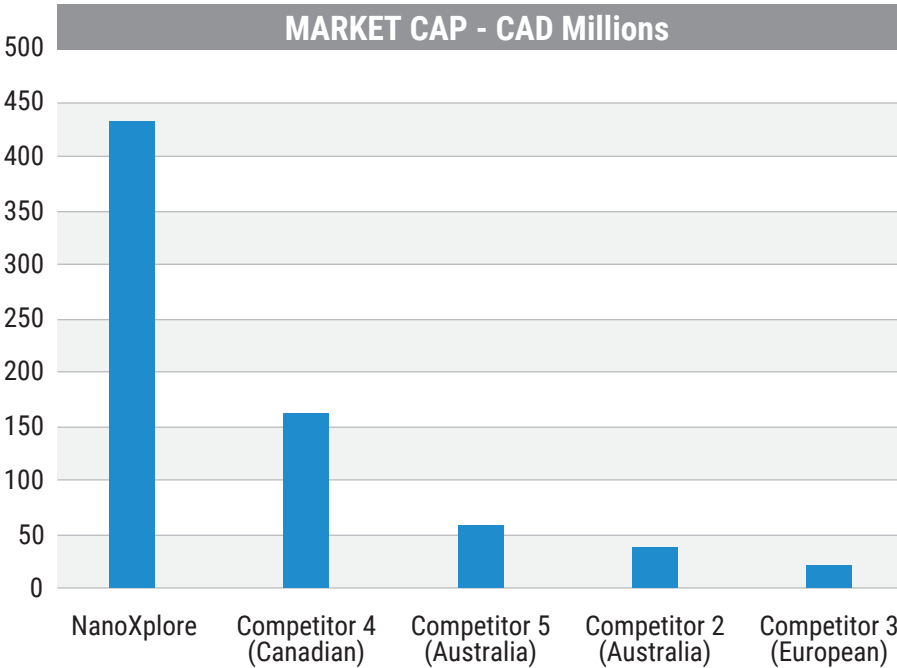
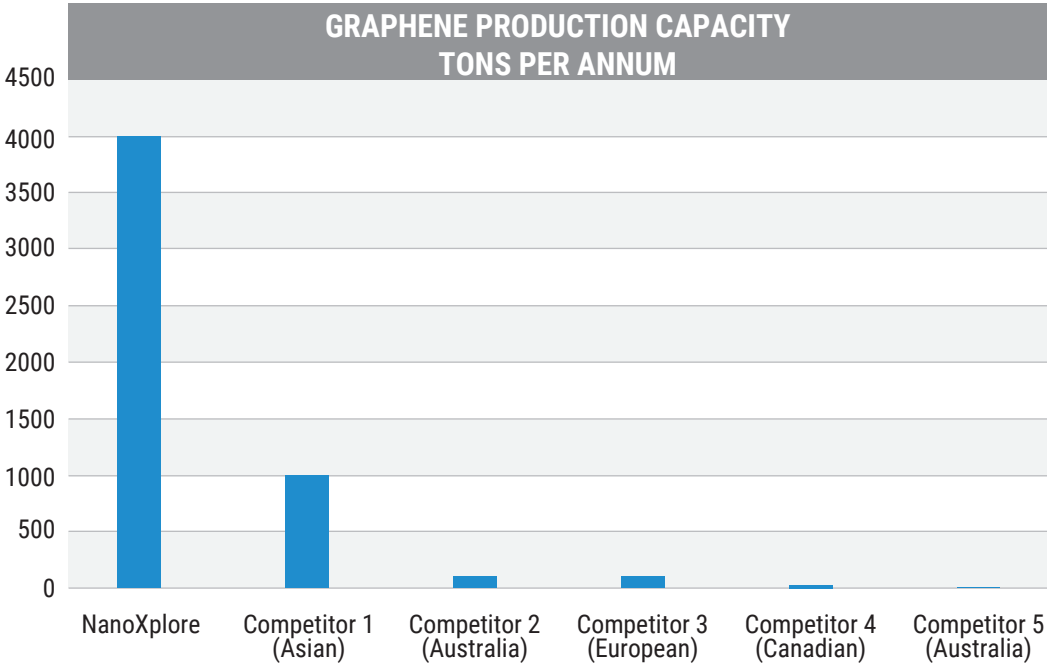
2026+

GROWTH & POSITIVE YIELDING RESULTS



- Benefit from our investments
- Bring new applications to graphene
- Extending our battery materials initiatives

CAPITALIZING ON NANOXPLORE'S FIRST MOVER ADVANTAGE



As of 28 March 2024
 Competitor 1 is a private company; therefore, we do not have a valuation

The combination of our graphene production capacity with our financial strength makes NanoXplore the industry leader and a de facto partner for any major OEM within the transportation or industrial sector

EXPANDING OUR GRAPHENE ADDRESSABLE MARKET

Investment Initiative to unlock new manufacturing processes



The Global Carbon Black Market was Valued at \$27B in 2023*

10% addressable

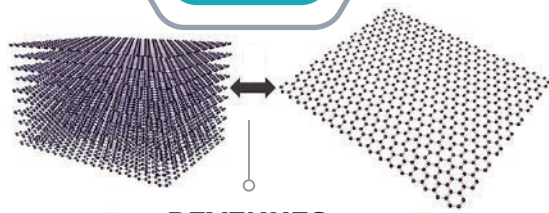
60% addressable

due to high production cost

due to 70% reduction in production cost¹

Liquid Exfoliation Process

Dry Process

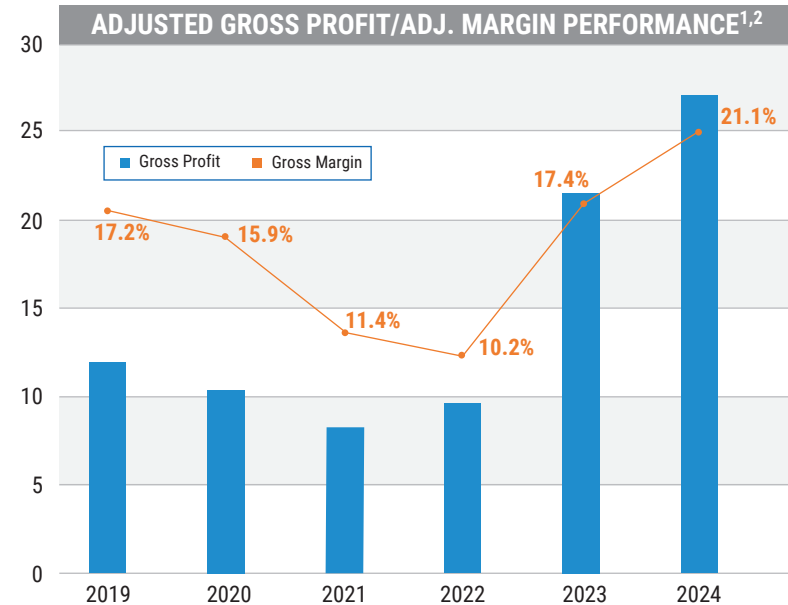
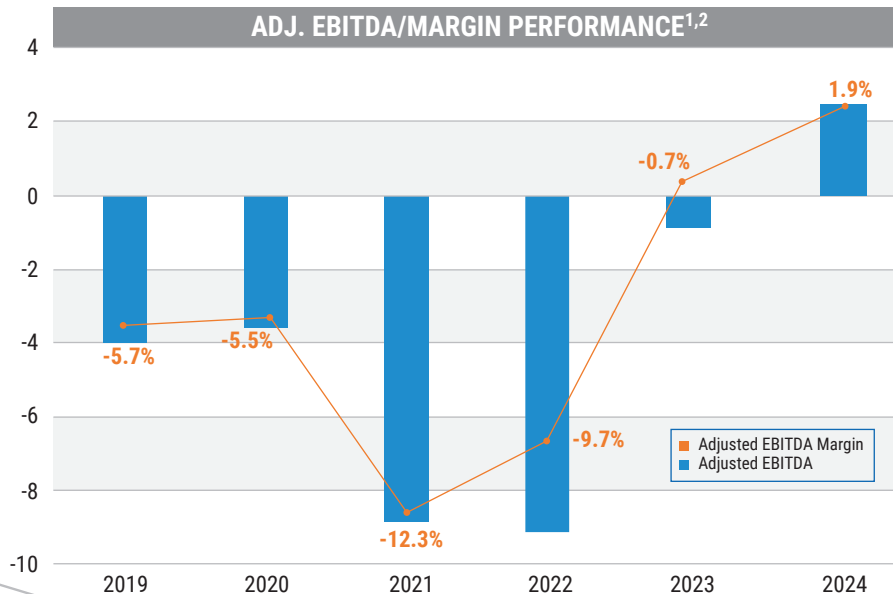
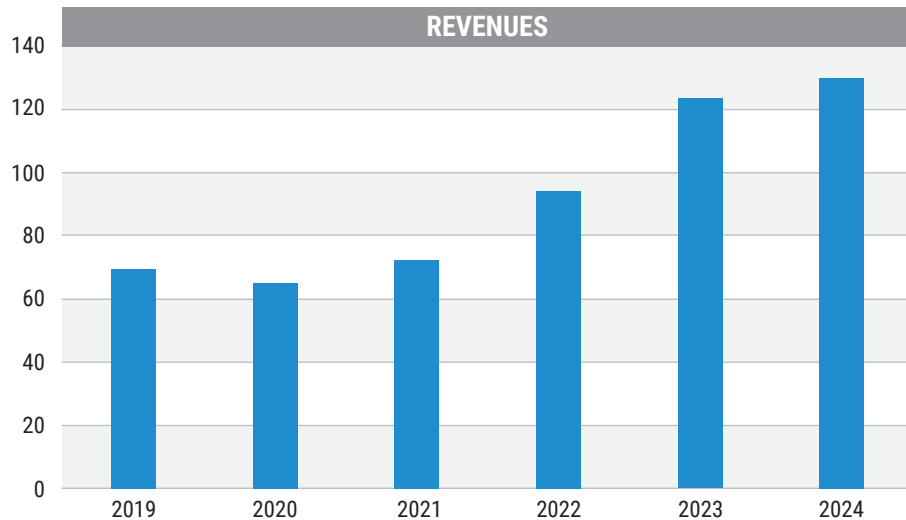


REVENUES IMPACTING 2025

REVENUES STARTING TO IMPACT 2027

HISTORICAL FINANCIAL PERFORMANCE

All the amounts in \$ millions



Despite COVID, revenues grew at a 14.8% CAGR over the last 5 Years

We expect an acceleration in revenue growth due to:

- Strong demand for Graphene Enhanced SMC predominantly in transportation and industrial segment

Margins expansion as a consequence of:

- Product Mix
- Pricing power
- Raw material prices fluctuation passed-through
- Increased volume
- Increased productivity

FQ1 2025 CORPORATE HIGHLIGHTS

Quarterly Key Developments

Graphene Enhanced SMC

Demand continues to be very strong, and our capacity is almost fully utilized.

As part of our 5-year strategic plan, we are expanding our capacity, mostly in the US, supported by booked contracts with existing and new customers.



Graphene Sales Activities

Validation and testing activities are ongoing with new customers while we continue to supply existing ones.

TOTAL REVENUES

\$33.7M

DRIVERS:

- Positive product mix including graphene-enhanced products
- Higher volume

ADJUSTED EBITDA^{1,2}

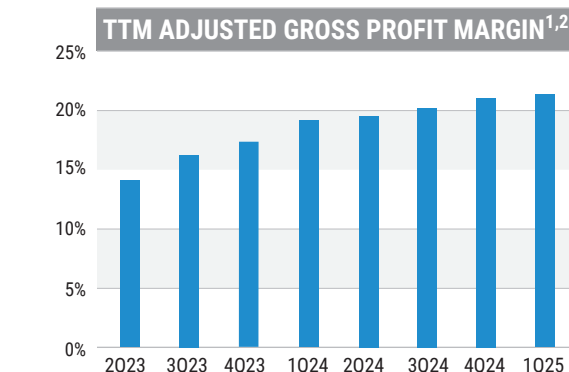
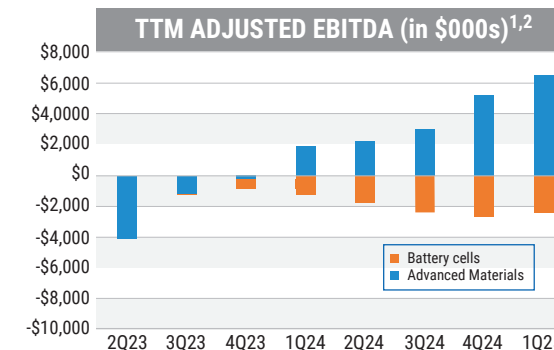
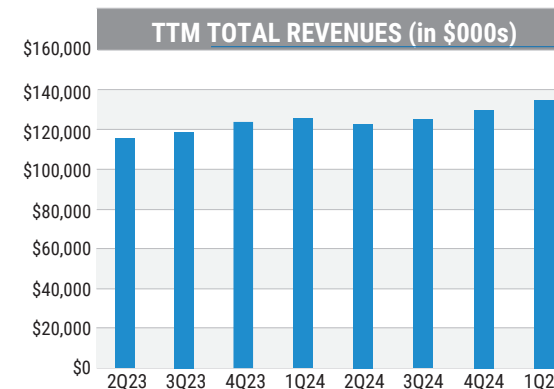
\$1.5M

Advanced materials, plastics & composites segment

DRIVERS:

Gross margin expansion driven by:

- Higher revenues
- Higher margins product mix
- Improved productivity
- Cost control



LEADERSHIP TEAM



Dr. Soroush Nazarpour, Ph.D.
Founder &
Chief Executive Officer

Ph.D in Nanotechnology from the University of Barcelona;

Serial entrepreneur and the founder of NanoXplore President & CEO since 2011 and serves as a director on the board of directors;

Acknowledged expert in the field of graphene and co-author of "Graphene Technology From Laboratory to Fabrication" published by Wiley & Co in 2016;

CEO of VoltaXplore, an electric vehicle battery manufacturing company.



Rocco Marinaccio
Chief Operating Officer

More than 20 years of experience within operations;

Vice President of Flexible Manufacturing Group at Martinrea;

Occupied multiple senior positions at Martinrea International Inc. including Material Production and Logistics Manager, General Manager and Director of Modules;

Formerly responsible for over-seeing the construction of key Martinrea facilities located in Ramos Arizpe, Mexico and Riverside, Missouri as well as the relocation of two facilities in Canada.



Pedro Azevedo
Chief Financial Officer

Extensive experience in manufacturing and operations, as well as M&A;

Former CFO of Tarkett Sports, a division of publicly traded global manufacturing company Tarkett S.A.;

Occupied a variety of positions starting from a cost accountant to different corporate controller functions.



Pierre-Yves Terrisse
Vice-President of Corporate Development

Over 25 years of experience in finance and capital markets;

As a financial analyst, specialized in the technology and industrial sectors for over a decade;

Transitioned to investment banking and M&A, providing guidance to both public and private companies as well as offering strategic insights to institutional investors;

Served as Managing Director Investment Banking at Industrial Alliance Capital Markets (IACM);

Previously held the position of Managing Director Institutional Sales at Echelon Wealth Partners for 10 years.

REASONS TO INVEST IN NANOXPLORE

LEADERSHIP IN
SMC/LIGHTWEIGHTING
COMPOSITES



OPERATIONAL
PERFORMANCE



CULTURE OF
INNOVATION



EXECUTION +
HIGH BARRIERS
TO ENTRY



5-YR
STRATEGIC CAPEX PLAN
FINANCING COMPLETED



GRAPHENE POWDER
SALES WILL START
IMPACTING FY2025





APPENDIX



ASSUMPTIONS & RISKS 5 YEARS STRATEGIC PLAN

Graphene & Anode Material

Revenue Assumptions

In recent years, North American demand for battery cells has resulted in numerous battery cell production facilities being built or announced to be built in North America. Along with this trend, North American governments are requiring and incentivising manufacturers to source more battery materials in North America. Against this backdrop, the Corporation sees a capability to sell all its annual anode materials capacity of 8,000MT over the course of 2 years at a price above \$7.50 USD/kg and an equivalent quantity of low-price graphene at a price above \$3USD/kg. Both with annual price escalations assumptions of 3%.

Major risks

While risks of not achieving the expected revenues are numerous, the Corporation sees these as the main risks:

- > Significant delay or non-creation of North American battery cell production market
- > Slowdown in Electric Vehicle adoption
- > New battery technologies
- > New entrants to the anode materials market taking majority of future market share

Investment

Sum of all capital expenditures expected for the investment. The investment amount does not take into consideration sunk costs or costs already occurring in the Corporation that may be reaffected to execute the project.

IRR calculation

IRR is based on the expected net annual cash flows discounted at 8.8% over a period of 10 years with a 3% inflation assumption.

Financing

Financing for project is expected in part through investment tax credits (~30%), Federal and Provincial low-interest loans (~20%) which are currently being secured and with balance of financing needs covered through either additional debt financing yet to be secured or new equity, but only in favorable market conditions.

ASSUMPTIONS & RISKS 5 YEARS STRATEGIC PLAN

Graphene Enhanced SMC

Revenue Assumptions

Demand from our customers for SMC parts is in excess of our capacity to produce which indicates a continued market shift towards composite materials and more specifically SMC. Capacity to produce SMC parts for the commercial vehicle market in North America is limited with only a few large manufacturers, including the Corporation. The capacity being added with this initiative is smaller than the expected demand into the future and as such the Corporation expects to fully sell the added capacity over the course of 3 years. Production capacity will allow for the production of 80,000 truck parts at an average of \$750USD per part.

Major risks

While risks of not achieving the expected revenues are numerous, the Corporation sees these as the main risks:

- > Inability to increase sales with existing customers or to attract new customers
- > Shift to other composite production processes

Investment

Sum of all capital expenditures expected for the investment. The investment amount does not take into consideration sunk costs or costs already occurring in the Corporation that may be reaffected to execute the project.

IRR calculation

IRR is based on the expected net annual cash flows discounted at 10.0% over a period of 10 years, with a 3% inflation assumption.

Financing

Financing for project fully secured by RBC credit agreement through available equipment leasing and revolving credit line.

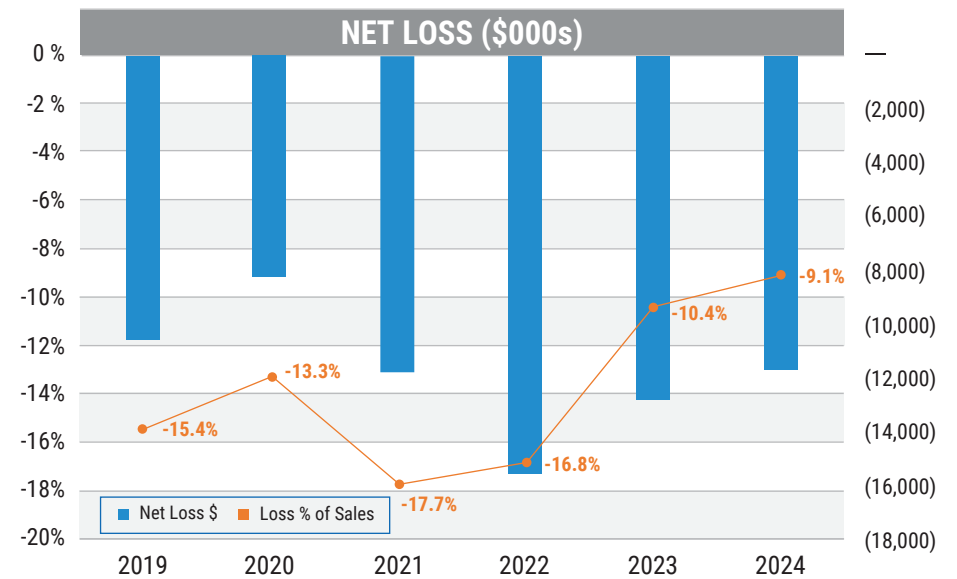
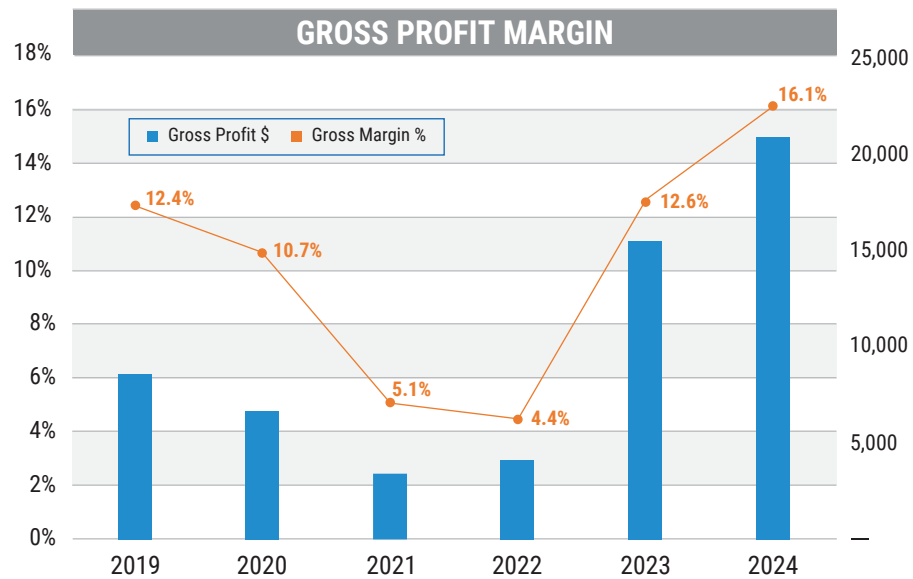
NON-IFRS MEASURES

The information contained in this presentation was prepared using results and financial information determined under IFRS. However, the Corporation considers certain non-IFRS financial measures as useful additional information in measuring the financial performance and condition of the Corporation.

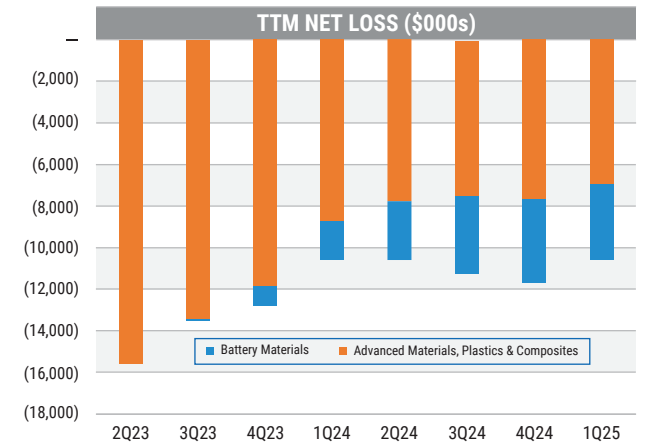
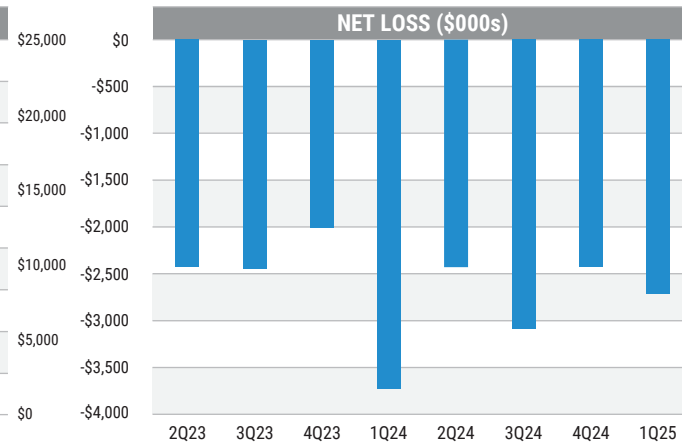
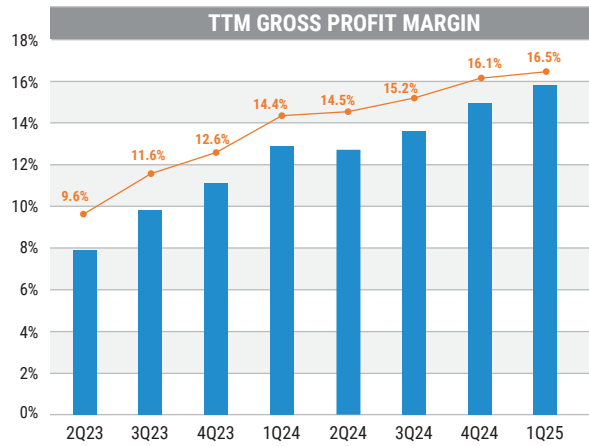
These measures, which the Corporation believes are widely used by investors, securities analysts and other interested parties in evaluating the Corporation's performance, do not have a standardized meaning prescribed by IFRS and therefore may not be comparable to similarly titled measures presented by other publicly traded companies, nor should they be construed as an alternative to financial measures determined in accordance with IFRS.

Non-IFRS measures include "Adjusted EBITDA" and "Adjusted gross margin".

ANNUAL IFRS EQUIVALENT



QUARTERLY IFRS EQUIVALENT



Nano Plore

Performance Through Carbon Chemistry

4500 Thimens Blvd, Montreal, QC H4R 2P2

www.nanoxplore.ca

TSX: GRA | OTCQX: NNXPF

Follow us

